

**WINTERGREEN**  
FUND

**Semi-Annual Report**

## **Wintergreen Fund, Inc.**

**Investor Class (WGRNX)  
Institutional Class (WGRIX)**

**June 30, 2016  
(Unaudited)**


[www.wintergreenfund.com](http://www.wintergreenfund.com)

1-888-468-6473

Wintergreen Fund, Inc. is an open-end diversified management investment company that seeks capital appreciation.

To receive investor materials electronically – see inside cover

***Your Home For Global Value***



## **Electronic Delivery**

Wintergreen Fund, Inc. encourages shareholders to sign up for electronic delivery of investor materials. **By doing so, you will receive information faster, help us reduce cost, and help us reduce the impact on the environment of producing the materials.** To enroll in electronic delivery:

1. Go to [www.wintergreenfund.com](http://www.wintergreenfund.com)
2. Login to your account
3. Select E-Delivery Consent from the available drop-down options, and
4. Complete the information requested, including providing the email address where you would like to receive notification for electronic documents.

Your information will be kept confidential and will not be used for any purpose other than electronic delivery. If you change your mind, you can cancel the electronic delivery at any time and revert to physical delivery of your materials. Just go to [www.wintergreenfund.com](http://www.wintergreenfund.com), perform the first three steps above, and follow the instructions for canceling electronic delivery. If you have any questions, please contact us at (888) GOTOGREEN (888-468-6473).

For the latest Wintergreen Fund, Inc. news and performance, scan the image on the cover with a "QR Reader" on your smartphone to visit [www.wintergreenfund.com](http://www.wintergreenfund.com)

## TABLE OF CONTENTS

Performance Chart and Analysis	1
A Message to Our Shareholders	3
Portfolio Profile	7
Financial Highlights	8
Statement of Investments	10
Statement of Assets and Liabilities	15
Statement of Operations	16
Statements of Changes in Net Assets	17
Notes to Financial Statements	18
Additional Information	30

---

## WINTERGREEN FUND, INC.

### PERFORMANCE CHART AND ANALYSIS

JUNE 30, 2016 (Unaudited)

---

Performance data quoted represents past performance and is no guarantee of future results. Current performance may be lower or higher than the performance quoted. Investment return and principal value of an investment will fluctuate so that an investor's shares, when redeemed, may be worth more or less than the original cost. Shares redeemed within 60 days of purchase are subject to a 2.00% redemption fee. As stated in the current prospectus, the Wintergreen Fund, Inc. (the "Fund") total annual operating expense ratio for the Investor Class shares is 1.92% and for the Institutional Class is 1.69%. Since inception, certain fees were waived and/or expenses reimbursed; otherwise the performance would have been lower. The S&P 500 Index (the "Index") is a broad-based unmanaged index representing the performance of 500 widely held common stocks.

#### Investor Class

<b>Performance to 6/30/2016</b>	<b>One Year</b>	<b>Five Year</b>	<b>Ten Year</b>	<b>Since Inception 10/17/2005</b>
<b>Cumulative:</b>				
Wintergreen Fund, Inc.	1.33%	11.64%	61.21%	72.54%
S&P 500 Index	3.99%	77.02%	104.65%	121.40%
<b>Annualized:</b>				
Wintergreen Fund, Inc.	1.33%	2.23%	4.89%	5.23%
S&P 500 Index	3.99%	12.10%	7.42%	7.71%

#### Institutional Class

<b>Performance to 6/30/2016</b>	<b>One Year</b>	<b>Since Inception 12/30/2011</b>
<b>Cumulative:</b>		
Wintergreen Fund, Inc.	1.54%	18.72%
S&P 500 Index	3.99%	83.80%
<b>Annualized:</b>		
Wintergreen Fund, Inc.	1.54%	3.89%
S&P 500 Index	3.99%	14.48%

#### Converting from Investor Class to Institutional Class Shares

If the current market value of your accounts in the Investor Class is at least \$100,000, you may elect to convert the accounts from Investor Class to Institutional Class shares in the Fund on the basis of relative net asset value ("NAV"). Converting from Investor Class to Institutional Class shares may not be available at certain financial intermediaries, or there may be additional costs associated with this conversion charged by your financial intermediary. There is no fee for converting accounts held directly with the Fund. Because the NAV per share of the Institutional Class shares may be higher or lower than that of the Investor Class shares at the time of conversion, although the total dollar value will be the same, a shareholder may receive more or fewer Institutional Class shares than the number of Investor Class shares converted.

You may convert from Investor Class to Institutional Class shares by calling the Fund at (888) GOTOGREEN (888-468-6473) or your financial intermediary if you don't have a direct account with the Fund. If the total market value of your Institutional Class shares account declines to less than \$100,000 due to a redemption, we may convert your Institutional Class shares into Investor Class shares of the Fund on the basis of relative NAV. Although the total dollar value will be the same, a shareholder may receive more or fewer Investor Class shares than the number of Institutional Class shares converted. Please see "Shareholder Information" in the Fund's prospectus. A conversion from Investor Class shares to Institutional Class shares of the Fund or from Institutional Class shares to Investor Class shares of the Fund pursuant to the preceding paragraphs should generally not be a taxable exchange for federal income tax purposes. Please contact your tax advisor or accountant to discuss your specific situation.

**WINTERGREEN FUND, INC.**

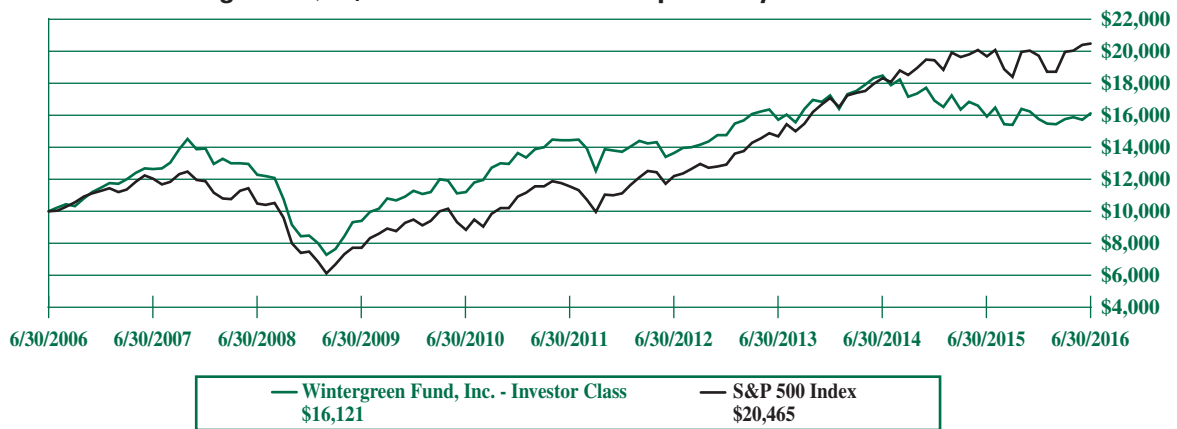
PERFORMANCE CHART AND ANALYSIS (concluded)

JUNE 30, 2016 (Unaudited)

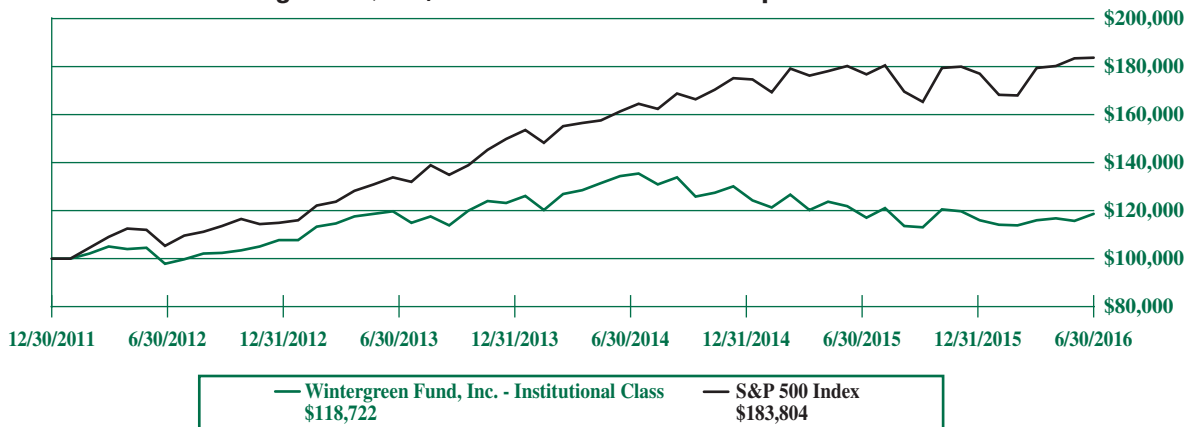
**COMPARISON OF CHANGE IN VALUE OF A \$10,000 or \$100,000 INVESTMENT**

The following charts reflect the change in value of a hypothetical 10 year \$10,000 investment for the Investor share class and since inception \$100,000 investment for the Institutional share class, including reinvested dividends and distributions, in the Investor Class and Institutional Class of the Fund, compared with a broad-based securities market index. One cannot invest directly in an index. The total return of the Fund includes operating expenses that reduce returns while the total return of the Index does not include expenses. The Fund is professionally managed while the Index is unmanaged and is not available for direct investment. Performance reflects, for certain periods, the management fee waiver/operating expense reimbursement then in effect. In the absence of such waivers/reimbursements, total returns for those periods would be reduced.

**Investor Class – Change in a \$10,000 investment for the past 10 years**



**Institutional Class – Change in a \$100,000 investment since inception**



The performance table and graph do not reflect the deduction of taxes that a shareholder would pay on Fund distributions or the redemption of Fund shares. For the most recent month-end performance or for any other questions about the Fund, please call (888) GOTOGREEN (888-468-6473).

---

**WINTERGREEN FUND, INC.****A MESSAGE TO OUR SHAREHOLDERS****JUNE 30, 2016 (Unaudited)**

---

Dear Fellow Wintergreen Fund Shareholder,

These continue to be challenging times for individual investors. After years of market momentum rather than corporate fundamentals driving the market, some of the most popular market driven stocks are beginning to lose their luster, causing popular index-investment products to begin to falter. If this continues, we believe popular index-investment products, touted by their big financial sponsors as safe and liquid, will prove to be less safe and less liquid than originally advertised.

Through our research, we have recently found that index funds and exchange traded funds (“ETF”) simply are not as cheap as they may appear, often due to hidden Look Through Expenses. These expenses are embedded in stock prices that are paid by all investors in those companies and they arise from two main sources: executive compensation and share buybacks. Executive compensation in the form of equity awards dilutes current shareholders and often share repurchases are conducted to offset this dilutive impact. These share repurchases are not typically seen by investors because they are not boldly displayed. Many investors are only aware of the cost of executive compensation when viewed from the perspective of the executive who is granted an award. Wintergreen Advisers believes that share buybacks, often presented as beneficial to a company’s shareholders, are better described as primarily being beneficial to executives, as our research shows that 53% of the average corporate buyback program is used to offset dilution from executive compensation plans. It is only the remaining 47% of corporate buybacks that are used for reinvestment in the company. The dilutive impact of these executive stock bonus plans tends to snowball over time, particularly when left largely unchecked by index funds, which vote in favor of management proxy proposals 95% of the time.

**Things alter for the worse spontaneously, if they be not altered for the better designedly.  
- Francis Bacon**

Look Through Expenses include shares that are issued for executive bonus plans and the company’s use of shareholder money to buy back shares, often at a high price. When stocks come wrapped in an ETF or index fund advertising low fees, we believe investors do not have the full picture of how much they are truly paying. Investors may think they are paying an expense ratio of 0.06%, the average expense ratio disclosed by index funds sponsors, but when considered in light of Look Through Expenses of the underlying companies, expenses can jump to an average total of 4.1% and potentially as high as 18%, based on our analysis of Look Through Expenses of companies that make up the S&P 500 Index.

Companies are not required to disclose these Look Through Expenses, which makes it more difficult for shareholders to identify and vote against these types of expenses. In addition, we think the surge in the popularity of ETF and index fund products advertising extremely low fees further serves to prevent investors from fully understanding the total expenses included in the price of an underlying company’s shares. More information about Wintergreen Advisers’ analysis of these hidden expenses is available at [www.wintergreenadvisers.com](http://www.wintergreenadvisers.com).

At Wintergreen Fund, Inc. (“Wintergreen”, or the “Fund”), we deliberately attempt to avoid these hazards and hidden expenses. Our focus remains on active, value-oriented investing based on fundamental analysis and an unwavering commitment to serve the interests of our shareholders. Although we are not opposed to

---

**WINTERGREEN FUND, INC.**

A MESSAGE TO OUR SHAREHOLDERS (continued)

JUNE 30, 2016 (Unaudited)

---

rewarding executives and others who have produced value for their company's shareholders, Wintergreen Advisers stands up for shareholder rights and if we perceive a problem, especially in the area of excessive executive compensation or shareholder dilution, we will do something, while other investment managers may not take action. While index funds vote "yes" to management compensation proxy items over 95% of the time, at Wintergreen we are active value investors who thoroughly read each company proxy and as fiduciaries cast our votes carefully with our shareholders' interests in mind. We focus on investing in what we believe are high quality companies. Wintergreen prefers to invest in companies with what we view as pristine balance sheets and management teams that are working for all shareholders. We are strong advocates for our shareholders, and we believe in what we own. Our capital is invested alongside our shareholders in the Fund.

**Let me tell you the secret that has led me to my goal. My strength lies solely in my tenacity.**  
**- Louis Pasteur**

Wintergreen Advisers believes the mark of good management in the commodity sector is a steady hand to steer the company through cycles. In Birchcliff Energy Ltd.'s ("Birchcliff") management, we think you have exactly that. Whereas other oil and gas drillers in North America have become unprofitable or even bankrupt due to excessive debt in the recent global downturn in the oil and gas market, Birchcliff has sustained operations in the black on a cash basis, with controlled levels of debt. Credit goes to the leaders of the company who have reduced operating costs per boe (barrel of oil equivalent) to record lows this year. This combination of profitability and balance sheet strength enabled Birchcliff to take advantage of a competitor's need to sell assets in order to decrease its own dangerous debt burden. At the end of July, Birchcliff acquired a large tract of petroleum and natural gas properties in the Gordondale area of Alberta, Canada. The strategic rationale of the investment in these fields seems readily apparent, as the properties lie between two contiguous drilling areas already owned by Birchcliff. Additional production at a positive netback margin, a profitability measure in the industry, should pump up cash flows for Birchcliff shareholders through any part of the market cycle. The Fund has been a shareholder in Birchcliff since 2009 and with a secondary equity offering in conjunction with the Gordondale transaction, we increased our holdings of the company at what we believe was an attractive price.

**Strength does not come from physical capacity. It comes from an indomitable will.**  
**- Mahatma Gandhi**

British American Tobacco plc ("BAT") was one of the Fund's first investments in 2005. The position has grown to become the Fund's second largest stock holding, behind Reynolds American Inc. All along the way, BAT's very capable management team has driven the operating margin up from the high 20s to mid-30s, doubled free cash flows to well over GBP<sup>ii</sup> 3 billion per year, and raised the dividend by a 12% compounded annual growth rate. Shareholders of BAT have been rewarded nicely with an 18% average annual return since October 2005. BAT remains an important core holding for the Fund because it has historically been a dependable cash generator, particularly during times of uncertainty, the most prominent of which is presently unfolding in its home country. "Brexit" was a surprise to many and it is likely that in the U.K. business world there will be many winners and losers as a result of it. An immediate visible impact was the fall in the value of the pound sterling in June 2016, which could be net beneficial to BAT's bottom line, as the company sells its products in dozens of overseas markets. Enhanced international consumer consumption power that comes

---

**WINTERGREEN FUND, INC.**

A MESSAGE TO OUR SHAREHOLDERS (continued)

JUNE 30, 2016 (Unaudited)

---

with stronger local currencies versus the pound sterling could help promote overall sales growth. Another reason we remain investors in BAT is that it has an extremely modest equity compensation plan for executives, which contributes to extremely low Look Through Expenses.

Many of the Fund's investments are long-term holdings, which we have maintained based on our adherence to our investment principles:

First, a business that has good or improving economics, and often generates sales and profits in multiple jurisdictions and currencies;

Second, a management team that is working for the benefit of all long-term shareholders and not just for its own short-term compensation; and

Third, the security is available at a compelling price.

We continue to be long-term shareholders in attractive companies. These companies frequently have multiple streams of cash flows from different currencies which work to compound the Fund's shareholders' capital over time. Based on our work and observations over the years, we continue to believe that it is sensible to invest long-term with companies who do not borrow much money.

At Wintergreen, it is our opinion that investors who are careful with their money, invest long-term, and don't borrow or invest on margin, greatly increase their chances of success. By being sensible in their investment approach, we believe investors have the potential to stack the deck for their long-term advantage. Thank you for your continued investment in the Fund.

Sincerely,



David J. Winters, CFA  
Portfolio Manager

<sup>i</sup> Source: Proxy Insight

<sup>ii</sup> British Pounds

**IMPORTANT INFORMATION**

***The Fund is subject to several risks, any of which could cause an investor to lose money. Please review the prospectus for a complete discussion of the Fund's risks which include, but are not limited to, the following: possible loss of principal amount invested, stock market risk, interest rate risk, income risk, credit risk, currency risk, and foreign/emerging market risk. These risks include currency fluctuations, economic or financial instability, lack of timely or reliable financial information or unfavorable political or legal developments. These risks are magnified in emerging markets. Short sale risk is the risk that the Fund will incur an unlimited loss if the price of a security sold short increases between the time of the short sale and the time the Fund replaces the borrowed security. In light of these risks, the Fund may not be suitable for all investors.***



---

**WINTERGREEN FUND, INC.**

A MESSAGE TO OUR SHAREHOLDERS (concluded)

JUNE 30, 2016 (Unaudited)

---

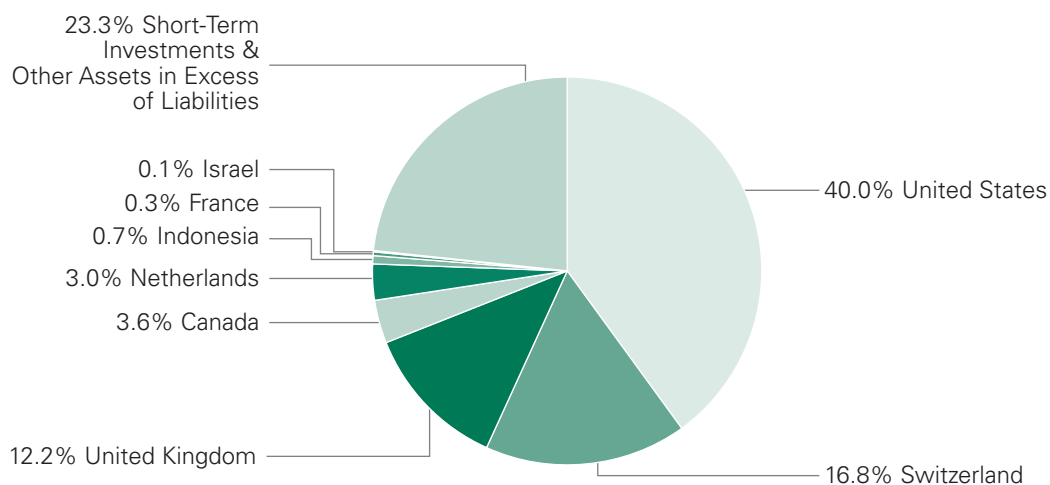
*The views contained in this report are those of the Fund's portfolio manager as of June 30, 2016, and may not reflect his views on the date this report is first published or anytime thereafter. The preceding examples of specific investments are included to illustrate the Fund's investment process and strategy. There can be no assurance that such investments will remain represented in the Fund's portfolio. Holdings and allocations are subject to risks and to change. The views described herein do not constitute investment advice, are not a guarantee of future performance, and are not intended as an offer or solicitation with respect to the purchase or sale of any security.*

## WINTERGREEN FUND, INC.

### PORTFOLIO PROFILE

JUNE 30, 2016 (Unaudited)

#### % of Net Assets by Country



#### Top Ten Holdings\*

Sector	% of Net Assets	Issuer	% of Net Assets
Consumer Staples	43.4%	Reynolds American Inc.	15.1%
Financials	11.6%	British American Tobacco plc	10.5%
Consumer Discretionary	9.3%	Consolidated-Tomoka Land Co.	9.9%
Information Technology	4.7%	Altria Group Inc.	7.6%
Energy	3.9%	Nestlé SA	6.6%
Industrials	2.4%	Compagnie Financiere Richemont SA	4.9%
Materials	1.4%	Alphabet Inc., Class A/C	4.7%
Short-Term Investments & Other Assets in Excess of Liabilities	23.3%	Swatch Group AG, Br/Reg	3.8%
		Birchcliff Energy Ltd.	3.6%
		Heineken Holding NV	3.0%

\* Excludes short-term investments

## WINTERGREEN FUND, INC.

### FINANCIAL HIGHLIGHTS

These financial highlights reflect selected data for a share outstanding throughout each period:

	Investor Class					
	For the Six Month Period Ended June 30, 2016 (Unaudited)	Year Ended December 31, 2015	Year Ended December 31, 2014	Year Ended December 31, 2013	Year Ended December 31, 2012	Year Ended December 31, 2011
<b>NET ASSET VALUE, Beginning of Period</b>	\$ 15.50	\$ 17.09	\$ 17.60	\$ 15.10	\$ 14.09	\$ 14.01
<b>INVESTMENT OPERATIONS</b>						
Net investment income(a)	0.02	0.03	0.06	0.03	0.02	0.02
Net realized and unrealized gain (loss) on investments, securities sold short, and foreign currency transactions	0.33	(1.22)	(0.36)	2.51	1.04	0.06(c)
Total from Investment Operations	0.35	(1.19)	(0.30)	2.54	1.06	0.08
<b>DISTRIBUTIONS TO SHAREHOLDERS FROM</b>						
Net investment income	—	(0.40)	(0.21)	(0.04)	(0.05)	—
Total Distributions to Shareholders	—	(0.40)	(0.21)	(0.04)	(0.05)	—
Redemption fees(a)(b)	0.00	0.00	0.00	0.00	0.00	0.00
<b>NET ASSET VALUE, End of Period</b>	\$ 15.85	\$ 15.50	\$ 17.09	\$ 17.60	\$ 15.10	\$ 14.09
<b>TOTAL RETURN(f)</b>	2.26%	(6.94)%	(1.68)%	16.81%	7.51%	0.57%
<b>RATIOS/ SUPPLEMENTARY DATA</b>						
Net Assets at End of Period (000's omitted)	\$396,512	\$478,047	\$1,000,011	\$1,274,770	\$1,274,139	\$1,496,795
Ratios of net investment income to average net assets(e):						
Before expense reimbursement	0.24%	0.17%	0.31%	0.19%	0.17%	0.13%
After expense reimbursement	0.28%	0.17%	0.31%	0.19%	0.17%	0.13%
Ratios of expenses to average net assets excluding borrowing dividend expense(e):						
Before expense reimbursement	1.99%	1.92%	1.89%	1.85%	1.89%	1.86%
After expense reimbursement	1.95%	1.92%	1.89%	1.85%	1.89%	1.86%
Borrowing expense	—%	—%	—%	—%	0.00% (d)	—%
Total Expenses	1.95%	1.92%	1.89%	1.85%	1.89%	1.86%
<b>PORTFOLIO TURNOVER RATE(f)</b>	5%	3%	13%	12%	14%	15%

(a) Calculated based on average shares outstanding during the period.

(b) Less than \$0.005 per share.

(c) Net realized and unrealized gain (loss) per share does not correlate to the aggregate of the net realized and unrealized loss in the Statement of Operations for the year ended December 31, 2011, primarily due to the timing of the sales and repurchases of the Fund's Investor Class shares in relation to fluctuating market values of the Fund's portfolio.

(d) Less than 0.005%.

(e) Annualized for periods less than one year.

(f) Not annualized for periods less than one year.

The accompanying notes are an integral part of these financial statements.

## WINTERGREEN FUND, INC.

### FINANCIAL HIGHLIGHTS (concluded)

These financial highlights reflect selected data for a share outstanding throughout each period:

	<b>Institutional Class</b>					
	<b>For the Six Month Period Ended June 30, 2016 (Unaudited)</b>	<b>Year Ended December 31, 2015</b>	<b>Year Ended December 31, 2014</b>	<b>Year Ended December 31, 2013</b>	<b>Year Ended December 31, 2012</b>	<b>December 30, 2011<sup>^</sup> through December 31, 2011</b>
<b>NET ASSET VALUE, Beginning of Period</b>	\$ 15.47	\$ 17.07	\$ 17.59	\$ 15.09	\$ 14.09	\$14.09
<b>INVESTMENT OPERATIONS</b>						
Net investment income(a)	0.04	0.07	0.10	0.07	0.06	—
Net realized and unrealized gain (loss) on investments, securities sold short, and foreign currency transactions	0.33	(1.22)	(0.36)	2.51	1.03	—
Total from Investment Operations	0.37	(1.15)	(0.26)	2.58	1.09	—
<b>DISTRIBUTIONS TO SHAREHOLDERS FROM</b>						
Net investment income	—	(0.45)	(0.26)	(0.08)	(0.09)	—
Total Distributions to Shareholders	—	(0.45)	(0.26)	(0.08)	(0.09)	—
Redemption fees(a)	0.00(b)	0.00(b)	0.00(b)	0.00(b)	0.00(b)	—
<b>NET ASSET VALUE, End of Period</b>	\$ 15.84	\$ 15.47	\$ 17.07	\$ 17.59	\$ 15.09	\$14.09
<b>TOTAL RETURN(e)</b>	2.39%	(6.70)%	(1.47)%	17.09%	7.72%	—%
<b>RATIOS/ SUPPLEMENTARY DATA</b>						
Net Assets at End of Period (000's omitted)	\$192,145	\$218,996	\$477,870	\$474,135	\$340,462	\$ 100
Ratios of net investment income to average net assets(d):						
Before expense reimbursement	0.49%	0.40%	0.55%	0.41%	0.41%	—%
After expense reimbursement	0.53%	0.40%	0.55%	0.41%	0.41%	—%
Ratios of expenses to average net assets excluding borrowing dividend expense(d):						
Before expense reimbursement	1.74%	1.69%	1.65%	1.63%	1.64%	—%
After expense reimbursement	1.70%	1.69%	1.65%	1.63%	1.64%	—%
Borrowing expenses	—%	—%	—%	—%	0.00%(c)	—%
Total Expenses	1.70%	1.69%	1.65%	1.63%	1.64%	—%
<b>PORTFOLIO TURNOVER RATE(e)</b>	5%	3%	13%	12%	14%	—%

<sup>^</sup> The Institutional Class inception date is December 30, 2011.

(a) Calculated based on average shares outstanding during the period.

(b) Less than \$0.005 per share.

(c) Less than 0.005%.

(d) Annualized for periods less than one year.

(e) Not annualized for periods less than one year.

The accompanying notes are an integral part of these financial statements.

---

**WINTERGREEN FUND, INC.**

## STATEMENT OF INVESTMENTS

JUNE 30, 2016 (Unaudited)

---

**Industry**

<b>Security Description</b>	<b>Country</b>	<b>Shares</b>	<b>Cost</b>	<b>Value</b>
<b>Common Stocks — 75.6%</b>				
<b>Aerospace &amp; Defense — 0.1%</b>				
General Dynamics Corp.	United States	5,056	\$ 635,928	\$ 703,997
<b>Beverages — 3.0%</b>				
Heineken Holding NV	Netherlands	218,202	17,746,665	17,715,746
<b>Chemicals — 1.4%</b>				
Frutarom Industries Ltd.	Israel	8,109	204,461	372,731
Sika AG, Br	Switzerland	1,867	6,387,427	7,793,028
			6,591,888	8,165,759
<b>Consumer Finance — 1.7%</b>				
Provident Financial plc	United Kingdom	323,116	11,050,961	9,893,457
<b>Diversified Financial Services — 0.0%</b>				
Berkshire Hathaway Inc., Class B(a)	United States	100	7,842	14,479
<b>Energy Equipment &amp; Services — 0.3%</b>				
Baker Hughes, Inc.	United States	40,904	2,128,816	1,845,998
<b>Food Products — 5.5%</b>				
Nestlé SA, Reg	Switzerland	419,083	15,741,109	32,252,010
<b>Hotels, Restaurants &amp; Leisure — 0.3%</b>				
Bergbahnen Engelberg-Truebsee-Titlis AG	Switzerland	4,169	1,429,698	1,645,826
<b>Internet Software &amp; Services — 4.7%</b>				
Alphabet, Inc., Class A(a)	United States	19,921	5,298,431	14,015,021
Alphabet, Inc., Class C(a)	United States	20,003	5,289,116	13,844,076
			10,587,547	27,859,097
<b>Media — 0.3%</b>				
JCDecaux SA	France	45,266	1,779,385	1,526,365
<b>Oil, Gas &amp; Consumable Fuels — 3.6%</b>				
Birchcliff Energy Ltd.(a)	Canada	3,990,830	24,201,236	21,252,301

The accompanying notes are an integral part of these financial statements.

---

**WINTERGREEN FUND, INC.**

STATEMENT OF INVESTMENTS (continued)

JUNE 30, 2016 (Unaudited)

---

**Industry**

<b>Security Description</b>	<b>Country</b>	<b>Shares</b>	<b>Cost</b>	<b>Value</b>
<b>Real Estate Management &amp; Development — 9.9%</b>				
Consolidated-Tomoka Land Co.(b)	United States	1,232,334	\$ 54,951,483	\$ 58,498,895
<b>Road &amp; Rail — 2.3%</b>				
Union Pacific Corp.	United States	156,426	11,603,352	13,648,169
<b>Textiles, Apparel &amp; Luxury Goods — 8.7%</b>				
Compagnie Financiere Richemont SA	Switzerland	493,877	14,011,280	28,702,017
Swatch Group AG, Br	Switzerland	58,375	13,619,587	16,917,691
Swatch Group AG, Reg	Switzerland	94,733	7,384,890	5,398,762
			<u>35,015,757</u>	<u>51,018,470</u>
<b>Tobacco — 33.8%</b>				
Altria Group Inc.	United States	646,880	18,911,587	44,608,845
British American Tobacco plc	United Kingdom	961,110	28,100,336	61,965,410
Gudang Garam Tbk PT	Indonesia	751,212	2,689,924	3,923,075
Reynolds American Inc.	United States	1,643,159	28,643,660	88,615,565
			<u>78,345,507</u>	<u>199,112,895</u>
<b>Total Common Stocks</b>			<u>271,817,174</u>	<u>445,153,464</u>
<b>Purchased OTC Call Options — 1.1%</b>			<b><u>Contracts</u></b>	
Nestlé SA, Reg(a)				
Expiration Date: 12/15/2017, Exercise Price: CHF 60	Switzerland	198,149	1,992,567	3,200,010
Expiration Date: 12/15/2017, Exercise Price: CHF 68	Switzerland	325,120	1,988,910	3,003,156
<b>Total Purchased OTC Call Options</b>			<u>3,981,477</u>	<u>6,203,166</u>

The accompanying notes are an integral part of these financial statements.

---

**WINTERGREEN FUND, INC.**

STATEMENT OF INVESTMENTS (continued)

JUNE 30, 2016 (Unaudited)

---

**Industry**

<u>Security Description</u>	<u>Country</u>	<u>Shares</u>	<u>Cost</u>	<u>Value</u>
<b>Short-Term Investments — 21.5%</b>				
<b>U.S. Treasury Obligations — 21.5%</b>				
United States Treasury Bills	United States			
Maturity Date: 10/13/2016, Yield to Maturity 0.29%		\$46,015,000	\$ 45,976,996	\$ 45,985,044
Maturity Date: 11/10/2016, Yield to Maturity 0.47%		1,325,000	1,322,736	1,323,796
Maturity Date: 12/08/2016, Yield to Maturity 0.62%		1,875,000	1,869,860	1,872,615
Maturity Date: 02/02/2017, Yield to Maturity 0.51%		16,300,000	16,249,909	16,266,960
Maturity Date: 03/02/2017, Yield to Maturity 0.54%		5,750,000	5,729,247	5,735,044
Maturity Date: 03/30/2017, Yield to Maturity 0.57%		32,700,000	32,559,323	32,603,110
Maturity Date: 06/22/2017, Yield to Maturity 0.52%		22,500,000	22,384,696	22,403,205
<b>Total U.S. Treasury Obligations</b>			<u>126,092,767</u>	<u>126,189,774</u>
<b>Total Short-Term Investments</b>			<u>126,092,767</u>	<u>126,189,774</u>
<b>Money Market Funds — 0.0%</b>				
		<u>Shares</u>		
JPMorgan U.S. Government Money Market Fund, Yield 0.01%(c)	United States	203,842	<u>203,842</u>	<u>203,842</u>
<b>Total Money Market Funds</b>			<u>203,842</u>	<u>203,842</u>
<b>Total Investments — 98.2%</b>			<b><u>\$402,095,260*</u></b>	<b><u>\$577,750,246</u></b>
Other Assets in Excess of Liabilities — 1.8%				<u>10,907,220</u>
<b>Net Assets — 100.0%</b>				<b><u>\$588,657,466</u></b>

---

Percentages are stated as a percent of net assets.

(a) Non-income producing security.

(b) Affiliated Issuer. See Note 6.

(c) The rate quoted is the annualized seven-day effective yield as of June 30, 2016.

The Global Industry Classification Standard ("GICS®") was developed by and/or is the exclusive property of MSCI, Inc. ("MSCI") and Standard & Poor Financial Services LLC ("S&P"). GICS® is a service mark of MSCI and S&P and has been licensed for use by U.S. Bancorp Fund Services, LLC, and is unaudited.

The accompanying notes are an integral part of these financial statements.

---

**WINTERGREEN FUND, INC.**

## STATEMENT OF INVESTMENTS (continued)

JUNE 30, 2016 (Unaudited)

---

**Selected Abbreviations**

Br Bearer  
CHF Swiss Franc  
OTC Over-the-Counter  
Reg Registered

\* Cost for Federal income tax purposes as of June 30, 2016 is substantially the same as for financial statement purposes. Because tax adjustments are calculated annually, the table does not reflect tax adjustments. For the previous fiscal year's Federal income tax information, please refer to the Notes to Financial Statements section in the Fund's most recent annual report. Net unrealized appreciation is as follows:

Gross Unrealized Appreciation	\$191,845,934
Gross Unrealized Depreciation	<u>(16,190,948)</u>
Net Unrealized Appreciation	<u>\$175,654,986</u>

**FORWARD CURRENCY CONTRACTS**

As of June 30, 2016, the Fund had the following forward currency contracts outstanding:

Contracts	Settlement Date	Counterparty	Contract Amount (USD)	Value (USD)	Net Unrealized Gain/(Loss) (USD)
To sell:					
22,100,000 CAD	7/29/2016	SVEN	\$ 16,771,648	\$ 17,107,975	\$(336,327)
3,400,000 CAD	4/3/2017	SVEN	2,619,414	2,632,723	(13,309)
To buy:					
11,700,000 CAD	7/29/2016	SVEN	<u>(8,179,368)</u>	<u>(9,057,163)</u>	<u>877,795</u>
Net Value of CAD Contracts			<u>11,211,694</u>	<u>10,683,535</u>	<u>528,159</u>
To sell:					
16,100,000 CHF	7/29/2016	SVEN	16,537,873	16,518,975	18,898
59,500,000 CHF	9/23/2016	CITI	60,832,848	61,235,464	(402,616)
To buy:					
16,100,000 CHF	7/29/2016	SVEN	<u>(16,604,490)</u>	<u>(16,518,975)</u>	<u>(85,515)</u>
11,300,000 CHF	9/23/2016	CITI	<u>(11,747,050)</u>	<u>(11,629,592)</u>	<u>(117,458)</u>
Net Value of CHF Contracts			<u>49,019,181</u>	<u>49,605,872</u>	<u>(586,691)</u>

The accompanying notes are an integral part of these financial statements.



---

**WINTERGREEN FUND, INC.**STATEMENT OF INVESTMENTS (concluded)  
JUNE 30, 2016 (Unaudited)

---

Contracts	Settlement Date	Counterparty	Contract Amount (USD)	Value (USD)	Net Unrealized Gain/(Loss) (USD)
To sell:					
450,000 EUR	11/7/2016	SVEN	\$ 502,290	\$ 501,882	\$ 408
440,000 EUR	12/12/2016	SVEN	489,720	491,412	(1,692)
6,500,000 EUR	2/13/2017	SVEN	7,463,325	7,277,903	185,422
1,100,000 EUR	4/3/2017	SVEN	1,233,100	1,234,086	(986)
Net Value of EUR Contracts			<u>9,688,435</u>	<u>9,505,283</u>	<u>183,152</u>
To sell:					
8,000,000 GBP	9/14/2016	SVEN	11,463,520	10,657,951	805,569
8,200,000 GBP	12/12/2016	CITI	11,688,608	10,937,198	751,410
7,900,000 GBP	3/14/2017	SVEN	11,340,450	10,550,906	789,544
Net Value of GBP Contracts			<u>34,492,578</u>	<u>32,146,055</u>	<u>2,346,523</u>
To sell:					
24,200,000,000 IDR	12/5/2016	CITI	1,706,388	1,781,671	(75,283)
Net Value of IDR Contracts			<u>1,706,388</u>	<u>1,781,671</u>	<u>(75,283)</u>
To sell:					
760,000 ILS	3/8/2017	SVEN	200,332	198,326	2,006
Net Value of ILS Contracts			<u>200,332</u>	<u>198,326</u>	<u>2,006</u>
Net Value of Outstanding Forward Currency Contracts			<u>\$106,318,608</u>	<u>\$103,920,742</u>	<u>\$2,397,866</u>

## Currencies:

CAD = Canadian Dollar

CHF = Swiss Franc

EUR = Euro

GBP = British Pound

IDR = Indonesian Rupiah

ILS = Israeli Shekel

USD = U.S. Dollar

## Counterparties:

CITI = Citibank, N.A.

SVEN = Svenska Handelsbanken

The accompanying notes are an integral part of these financial statements.

---

**WINTERGREEN FUND, INC.**

## STATEMENT OF ASSETS AND LIABILITIES

JUNE 30, 2016 (Unaudited)

---

**ASSETS**

Investments in securities, at fair value:		
Unaffiliated issuers (Cost \$347,143,777)	\$519,251,351	
Affiliated issuers (Cost \$54,951,483)	<u>58,498,895</u>	
Investments in securities, at fair value (Cost \$402,095,260)		\$577,750,246
Foreign currency (Cost \$2,747,319)		2,745,977
Unrealized gain on forward currency contracts		3,431,052
Receivables:		
Investment securities sold		7,861,797
Interest and dividends		2,438,846
Fund shares sold		50,657
Prepaid expenses		<u>45,488</u>

**TOTAL ASSETS**\$594,324,063**LIABILITIES**

Unrealized loss on forward currency contracts		1,033,186
Payables:		
Investment securities purchased		2,745,939
Fund shares redeemed		408,296
Dividend withholding tax		22,174
Accrued Liabilities:		
Investment advisory fees		701,580
Distribution fees — Investor Class		436,709
Directors' fees and expenses		9,532
Compliance services fees		8,430
Other expenses		<u>300,751</u>

**TOTAL LIABILITIES**\$5,666,597**NET ASSETS**\$588,657,466**COMPONENTS OF NET ASSETS**

Paid-in capital	\$383,854,188
Undistributed net investment income	1,920,383
Net realized gain on investments, foreign currency transactions and forward currency contracts	24,858,034
Net unrealized appreciation on:	
Investments	175,654,986
Foreign currency translations and forward currency contracts	<u>2,369,875</u>

**NET ASSETS**\$588,657,466**NET ASSET VALUE, OFFERING AND REDEMPTION PRICE PER SHARE****INVESTOR CLASS**

Based on net assets of \$396,512,712 and 25,019,583 shares outstanding (500,000,000 shares authorized) \$ 15.85

**INSTITUTIONAL CLASS**

Based on net assets of \$192,144,754 and 12,130,562 shares outstanding (500,000,000 shares authorized) \$ 15.84

The accompanying notes are an integral part of these financial statements.

---

**WINTERGREEN FUND, INC.**

## STATEMENT OF OPERATIONS

FOR THE SIX MONTH PERIOD ENDED JUNE 30, 2016 (Unaudited)

---

**INVESTMENT INCOME**

Dividends income (Net of foreign withholding tax of \$304,540)	\$ 6,632,788
Interest income	223,612
Dividend income from affiliated issuer	49,293

Total Investment Income	<u>6,905,693</u>
-------------------------	------------------

**EXPENSES**

Investment advisory fees	4,643,817
Distribution fees — Investor Class	506,039
Transfer agency fees	192,349
Professional fees	131,750
Administrator fees	101,992
Directors fees and expenses	85,980
Accounting fees	51,062
Compliance services fees	50,616
Custodian fees	15,529
Miscellaneous expenses	122,660

Total Expenses	5,901,794
Fees waived	<u>(111,208)</u>

Net Expenses	<u>5,790,586</u>
--------------	------------------

<b>NET INVESTMENT INCOME</b>	<u>1,115,107</u>
------------------------------	------------------

**REALIZED AND UNREALIZED GAIN/(LOSS) ON INVESTMENTS AND FOREIGN CURRENCY**

Net Realized Gain/(Loss) on:	
Unaffiliated investments	(3,917,504)
Foreign currency transactions and forward currency contracts	<u>5,124,067</u>

Net Realized Gain on Investments and Foreign Currency	<u>1,206,563</u>
---	------------------

Net Increase (Decrease) in Unrealized Appreciation/Depreciation on:	
Unaffiliated investments	18,769,256
Affiliated investments	(6,457,430)
Foreign currency translations and forward currency contracts	<u>(3,147,807)</u>

Net Increase in Unrealized Appreciation/Depreciation on Investments and Foreign Currency	<u>9,164,019</u>
--	------------------

<b>NET REALIZED AND UNREALIZED GAIN/(LOSS) ON INVESTMENTS AND FOREIGN CURRENCY</b>	<u>10,370,582</u>
--	-------------------

<b>NET INCREASE IN NET ASSETS RESULTING FROM OPERATIONS</b>	<u>\$11,485,689</u>
---	---------------------

The accompanying notes are an integral part of these financial statements.

---

**WINTERGREEN FUND, INC.**STATEMENTS OF CHANGES IN NET ASSETS

---

	For the Six Month Period Ended June 30, 2016 (Unaudited)	For the Year Ended December 31, 2015
<b>OPERATIONS</b>		
Net investment income	\$ 1,115,107	\$ 2,523,188
Net realized gain on investments, foreign currency transactions and forward currency contracts	1,206,563	104,560,174
Net change in unrealized appreciation/depreciation on investments, foreign currency translations, and forward currency contracts	9,164,019	(180,906,733)
Increase (Decrease) in Net Assets Resulting from Operations	<u>11,485,689</u>	<u>(73,823,371)</u>
<b>DISTRIBUTIONS TO SHAREHOLDERS FROM — INVESTOR CLASS</b>		
Net investment income	—	(12,448,211)
<b>DISTRIBUTIONS TO SHAREHOLDERS FROM — INSTITUTIONAL CLASS</b>		
Net investment income	—	(6,382,127)
Total Distributions to Shareholders	<u>—</u>	<u>(18,830,338)</u>
<b>CAPITAL SHARE TRANSACTIONS — INVESTOR CLASS</b>		
Proceeds from sales of shares	10,101,173	41,149,878
Proceeds from reinvestment of distributions	—	11,038,011
Cost of redemption of shares	(99,131,423)	(510,187,853)
Redemption fees	1,301	10,879
Net Decrease in Net Assets from Capital Share Transactions — Investor Class	<u>(89,028,949)</u>	<u>(457,989,085)</u>
<b>CAPITAL SHARE TRANSACTIONS — INSTITUTIONAL CLASS</b>		
Proceeds from sales of shares	19,586,803	48,808,707
Proceeds from reinvestment of distributions	—	5,722,732
Cost of redemption of shares	(50,429,796)	(284,730,717)
Redemption fees	907	3,460
Net Decrease in Net Assets from Capital Share Transactions — Institutional Class	<u>(30,842,086)</u>	<u>(230,195,818)</u>
Decrease In Net Assets	<u>(108,385,346)</u>	<u>(780,838,612)</u>
<b>NET ASSETS</b>		
Beginning of Period	697,042,812	1,477,881,424
End of Period (includes undistributed net investment income of \$1,920,383 for the six-months ended 6/30/16 and \$805,276 for the year ended 12/31/15)	<u>\$ 588,657,466</u>	<u>\$ 697,042,812</u>
<b>SHARE TRANSACTIONS — INVESTOR CLASS</b>		
Sale of shares	660,519	2,484,045
Reinvestment of distributions	—	722,856
Redemption of shares	(6,485,106)	(30,881,783)
Decrease in Shares — Investor Class	<u>(5,824,587)</u>	<u>(27,674,882)</u>
<b>SHARE TRANSACTIONS — INSTITUTIONAL CLASS</b>		
Sale of shares	1,272,271	2,933,577
Reinvestment of distributions	—	375,512
Redemption of shares	(3,297,032)	(17,143,843)
Decrease in Shares — Institutional Class	<u>(2,024,761)</u>	<u>(13,834,754)</u>

The accompanying notes are an integral part of these financial statements.

---

**WINTERGREEN FUND, INC.**

## NOTES TO FINANCIAL STATEMENTS

JUNE 30, 2016 (Unaudited)

---

**Note 1. Organization**

Wintergreen Fund, Inc. (the "Fund") is an open-end, diversified management investment company registered with the Securities and Exchange Commission under the Investment Company Act of 1940, as amended (the "Act"). The Fund was organized as a Maryland corporation on May 5, 2005 and the Investor Class inception date was October 17, 2005. The Institutional Class inception date was December 30, 2011. The Institutional Class shares do not have a distribution fee (see Note 3). The Fund is authorized to issue 500,000,000 shares of beneficial interest with \$0.001 per share par value of Investor Class shares and 500,000,000 shares of beneficial interest with \$0.001 per share par value of Institutional Class shares. The Fund seeks capital appreciation and may invest a substantial portion of its assets in securities of foreign issuers, which may subject it to investment risks not normally associated with investing in securities of the United States.

**Note 2. Summary of Significant Accounting Policies**

The following summarizes the significant accounting policies of the Fund. These policies are in conformity with generally accepted accounting principles in the United States of America ("GAAP"). The Fund is an investment company under GAAP and follows the accounting and reporting guidance applicable to investment companies.

**Security Valuation** — The Fund calculates the net asset value per share of each class on each business day the New York Stock Exchange ("NYSE") is open, as of the close of the NYSE (normally 4:00 pm Eastern Time). Long and short portfolio securities traded or dealt on one or more securities exchanges (whether domestic or foreign) and not subject to restrictions against resale shall be valued 1) at the last quoted sale price or, in the absence of a sale, 2) at the mean of the last bid and ask prices, except for open short positions, which are valued at the last ask price. For securities traded or dealt on more than one exchange, and in the over-the-counter ("OTC") market, quotations from a securities market in which the security is primarily traded are used. For an option, the last quoted sale price on an exchange or board of trade on which the option is traded shall be used. In the absence of a sale, the mean between the highest bid and lowest ask prices at the close of the exchanges and/or board of trade on which the option trades shall be used. Securities not traded or dealt on any securities exchange or board of trade for which OTC market quotations are readily available generally shall be valued at the mean of the current bid and ask prices. OTC derivatives for which market quotations are not readily available or are determined to be unreliable, shall generally be valued by an independent pricing agent or other reliable third party.

U.S. government securities are normally valued using a model that incorporates market observable data such as reported sales of similar securities, broker quotes, yields, bids, offers, and reference data. Certain securities are valued principally using dealer quotations.

Forward currency contracts are presented at fair value measured by the difference between the forward exchange rates ("forward rates") at the dates of the entry into the contracts and the forward rates at the reporting date, and such differences are included in the Statement of Assets and Liabilities.

Securities are valued at fair value, in accordance with procedures approved by the Fund's Board of Directors (the "Board"), and carried out by the valuation committee appointed by the Board (the "Valuation Committee") when 1) market quotations are insufficient or not readily available; 2) prices or values available do not

---

**WINTERGREEN FUND, INC.**

## NOTES TO FINANCIAL STATEMENTS

JUNE 30, 2016 (Unaudited)

---

represent fair value in the judgment of the Fund's Investment Manager (as defined in Note 3); or 3) securities are determined to be illiquid. As of June 30, 2016, the Fund did not hold any illiquid securities or securities valued at fair value by the Valuation Committee.

Various inputs are used in determining the value of the Fund's investments. The three levels defined by the hierarchy are as follows:

- Level 1 — unadjusted quoted prices in active markets for identical assets
- Level 2 — other significant inputs (including quoted prices of similar securities, interest rates, prepayment speeds, credit risk, etc.)
- Level 3 — significant unobservable inputs (including the Fund's own assumptions in determining the fair value of assets and liabilities)

The inputs or methodology used for valuing assets and liabilities are not necessarily an indication of the risk associated with investing in those assets and liabilities.

Pursuant to the Fund's valuation procedures noted previously, equity securities, which includes options and warrants, (foreign or domestic) that are actively traded on a securities exchange are valued based on quoted prices from the applicable exchange, and to the extent valuation adjustments are not applied to these securities, they are categorized as Level 1. U.S. Treasuries are valued based on pricing models that evaluate the mean between the most recently published bid and ask price. The models also take into consideration data received from active market makers and inter-dealer brokers, yield curves, and the spread over comparable U.S. Treasury issues. The spreads change daily in response to market conditions and are generally obtained from the new issue market and broker-dealer sources. To the extent that these inputs are observable and timely, the fair values of U.S. Treasury obligations would be categorized as Level 2; otherwise the fair values would be categorized as Level 3. Foreign currencies that are actively traded are valued based on the unadjusted quoted price from the applicable market, and to the extent valuation adjustments are not applied to these balances, they are categorized as Level 1. Forward currency contracts are fair valued using various inputs and techniques, which include actual trading information, and foreign currency exchange rates. To the extent that these inputs are observable and timely, the fair values of forward currency contracts would be categorized as Level 2; otherwise the fair values would be categorized as Level 3. OTC options valued by an independent pricing agent are classified as Level 2 investments. Investments for which there are no such quotations, or for which quotations do not appear to represent fair value, are valued at fair value using methods determined in good faith by the Valuation Committee. These fair valuations may be categorized as Level 2 or Level 3, depending on the valuation inputs.

---

**WINTERGREEN FUND, INC.**

## NOTES TO FINANCIAL STATEMENTS

JUNE 30, 2016 (Unaudited)

---

The following table summarizes the valuation of the Fund's assets and liabilities under the fair value hierarchy levels as of June 30, 2016:

<u>Assets</u>	<u>Level 1</u>	<u>Level 2</u>	<u>Level 3</u>	<u>Total</u>
Common Stocks*	\$445,153,464	\$ —	\$—	\$445,153,464
Equity Risk Exposure:				
Purchased OTC Call Options*	—	6,203,166	—	6,203,166
Short-Term Investments*	—	126,189,774	—	126,189,774
Money Market Funds*	<u>203,842</u>	<u>—</u>	<u>—</u>	<u>203,842</u>
Total Investments in Securities	<u>\$445,357,306</u>	<u>\$132,392,940</u>	<u>\$—</u>	<u>\$577,750,246</u>
Foreign Exchange Risk Exposure:				
Forward Currency Contracts^	<u>\$ —</u>	<u>\$ 3,431,052</u>	<u>\$—</u>	<u>\$ 3,431,052</u>
<u>Liabilities</u>				
Foreign Exchange Risk Exposure:				
Forward Currency Contracts^	<u>\$ —</u>	<u>\$ 1,033,186</u>	<u>\$—</u>	<u>\$ 1,033,186</u>

\* Please refer to the Statement of Investments for further breakout of each security by country and industry type.

^ Forward currency contracts are valued at the unrealized appreciation (depreciation) on the instruments.

The Fund's policy is to disclose significant transfers between all levels based on valuations at the end of the reporting period. As of June 30, 2016, there were no transfers made between levels compared to the valuation input levels on December 31, 2015. The Fund did not invest in any Level 3 securities during the period.

**Security Transactions, Investment Income, and Realized Gain/Loss** — Security transactions are accounted for on trade date plus one (trade date on calendar quarter end dates). Dividend income is recorded on the ex-dividend date and is recorded net of unrecoverable withholding tax. Interest income and expenses are recorded on an accrual basis. Identified cost of investments sold is used to determine the realized gain and loss for both financial statement and Federal income tax purposes.

**Foreign Currencies** — Foreign currency amounts are translated into U.S. dollars based on the foreign exchange rate in effect generally at the close of the NYSE (normally 4:00 pm Eastern Time) on the date of valuation. If the foreign exchange rate in effect at the close of the NYSE is not available, the currency may be valued using the foreign exchange rate standard provided by the Fund's pricing agent. The portion of the results of operations arising from changes in the foreign exchange rates on investments and the portion due to fluctuations arising from changes in the market prices of securities held are not isolated. Such fluctuations are reflected in net realized and unrealized gain or loss on investments and foreign currency transactions in the Statement of Operations.

---

**WINTERGREEN FUND, INC.**

## NOTES TO FINANCIAL STATEMENTS

JUNE 30, 2016 (Unaudited)

---

Reported net realized foreign exchange gains or losses arise from 1) sales of foreign currencies, 2) currency gains or losses realized between the trade and settlement dates on securities transactions, and 3) the difference between the amounts of dividends, interest, and foreign withholding taxes recorded on the Fund's books and the U.S. dollar equivalent of the amounts actually received or paid. Net unrealized foreign exchange gains and losses arise from changes in the fair values of assets and liabilities, other than investments in securities at fiscal year-end, resulting from changes in exchange rates.

**Restricted Securities** — The Fund may invest in restricted debt and equity securities which cannot be offered for public sale without first being registered under the Securities Act of 1933. To the extent the Fund purchases securities which are restricted as to resale, the Fund may incur additional risks and costs. Restricted securities may be particularly difficult to value, their disposition may require greater effort and expense than that of more liquid securities, and the Fund may incur costs in connection with the registration of restricted securities in order to dispose of such securities to the public. These securities are typically purchased under Rule 144A of the Securities Act of 1933. As of June 30, 2016, the Fund did not hold any restricted securities.

**Forward Currency Contracts** — During the period ended June 30, 2016, the Fund entered into transactions to purchase or sell foreign currencies to protect the U.S. dollar value of the underlying non-U.S. portfolio securities against the effect of possible adverse movements in foreign exchange rates. When entering into a forward currency contract, the Fund agrees to receive or deliver a fixed quantity of foreign currency for an agreed-upon price on an agreed future date. The unrealized gain or loss on the contracts as measured by the difference between the forward rates at the dates of entry into the contracts and the forward rates at the reporting date is included in the Statement of Assets and Liabilities. Realized and unrealized gains and losses are included in the Statement of Operations.

**Securities Sold Short** — The Fund may sell a security short to, among other things, increase investment returns based on the anticipation of a decline in the fair value of a security. A short sale is a transaction in which the Fund sells a security that it does not own. To complete the transaction, the Fund must borrow the security in order to deliver it to the buyer. The Fund must replace the borrowed security by purchasing it at the market price in the future at the time of replacement. The price may be higher or lower than the price at which the Fund sold the security.

The Fund incurs a loss from a short sale if the price of the security increases between the date of the short sale and the date the Fund replaces the borrowed security. The Fund realizes a profit if the price of the security declines between those dates. A gain, limited to the difference between the replacement price and the price at which the Fund sold the security short, or a loss, unlimited in size, will be recognized upon the termination of a short sale.

Until the Fund replaces the borrowed security, the Fund will maintain a segregated account with the custodian, holding cash and/or long securities to sufficiently cover its short position on a daily basis. Gross income received on the investments in the segregated account is applied to the relevant account and gross expenses, related to the borrowing expense on securities sold short charged by the broker for entering into the short position, are labeled borrowing expenses on securities sold short on the Fund's Statement of



---

**WINTERGREEN FUND, INC.**

## NOTES TO FINANCIAL STATEMENTS

JUNE 30, 2016 (Unaudited)

---

Operations. As of June 30, 2016, the Fund did not have any short positions, and the Fund did not have any short positions during the period.

**Option Transactions** — The Fund may purchase call and put options. When the Fund purchases a call or put option, an amount equal to the premium paid is included in the Statement of Assets and Liabilities as an investment, and is subsequently adjusted to reflect the fair value of the option. If an option expires on the stipulated expiration date or if the Fund enters into a closing sale transaction, a gain or loss is realized. If the Fund exercises a call option, the cost of the security acquired is increased by the premium paid for the call. If the Fund exercises a put option, a gain or loss is realized from the sale of the underlying security, and the proceeds from such a sale are decreased by the premium originally paid. Written and purchased options are non-income producing securities.

The Fund may write call and put options. When the Fund writes a call or put option, an amount equal to the premium received is included in the Statement of Assets and Liabilities as a liability. The amount of the liability is subsequently adjusted to reflect the current fair value of the option. If an option expires on its stipulated expiration date or if the Fund enters into a closing purchase transaction, a gain or loss is realized. If a written call option is exercised, a gain or loss is realized for the sale of the underlying security and the proceeds from the sale are increased by the premium originally received. If a written put option is exercised, the cost of the security acquired is decreased by the premium originally received. As the writer of an option, the Fund has no control over whether the underlying securities are subsequently sold (call) or purchased (put) and, as a result, bears the market risk of an unfavorable change in the price of the security underlying the written option.

**Distributions to Shareholders** — Distributions to shareholders of net investment income and net capital gains, if any, are declared and paid at least annually. The amount of distribution will vary, and there is no guarantee the Fund will pay either income or capital gain distributions. Distributions are based on amounts calculated in accordance with applicable Federal income tax regulations, which may differ from GAAP. These differences are due primarily to differing treatments of income and gain on various investment securities held by the Fund, timing differences, and differing characterizations of distributions made by the Fund. The Fund records distributions on its books on the ex-dividend date. For the period ended June 30, 2016, the Fund did not have any distributions.

**Federal Taxes** — The Fund intends to qualify each year as a regulated investment company under Subchapter M of the Internal Revenue Code and distribute all its net taxable income. Therefore, no Federal income or excise tax provision is required.

The Fund has reviewed the tax positions for the open tax years as of December 31, 2015, and has determined that no provision for income tax is required in the Fund's financial statements. The Fund files U.S. Federal, Maryland State, and New Jersey State tax returns. Tax years 2012-2015 generally remain subject to examination by the Fund's major tax jurisdictions. The Fund recognizes interest and penalties, if any, related to unrecognized tax benefits as income tax expense in the Statement of Operations. During the year ended December 31, 2015, the Fund did not incur any interest and penalties.

**Contractual Obligations** — The Fund enters into contracts in the normal course of business that contain a variety of indemnifications. The Fund's maximum exposure under these arrangements is unknown. However,

---

**WINTERGREEN FUND, INC.**

## NOTES TO FINANCIAL STATEMENTS

JUNE 30, 2016 (Unaudited)

---

the Fund has not had any prior claims or losses pursuant to these contracts. Fund management has reviewed the Fund's existing contracts and expects the risk of loss to be remote.

**Redemption Fee** — The Fund will generally charge a redemption fee of 2.00% of the net asset value of shares redeemed if the shares are sold within 60 calendar days of purchase. The fee is charged for the benefit of the remaining shareholders and is paid to the Fund. To calculate redemption fees, the Fund uses the first-in, first-out method to determine the holding period. Under this method, the date of redemption is compared with the earliest purchase date of the shares held in the account. The fee is reflected as paid-in capital on the Fund's Statement of Asset and Liabilities.

**Income and Expense Allocation** — Each class of shares for the Fund has identical rights and privileges, voting rights on matters pertaining to a single class of shares and the exchange privileges of each class of shares, except with respect to the Rule 12b-1 distribution service fees paid by the Investor Class shares. The Institutional Class shares do not have a Rule 12b-1 distribution service fee. Income, expenses (other than expenses attributable to a specific class), and realized and unrealized gains or losses on investments are allocated to each class based on its relative net assets.

**Use of Estimates** — These financial statements are prepared in accordance with GAAP, which requires Fund management to make estimates and assumptions that affect the reported amounts of assets and liabilities, the disclosure of contingent assets and liabilities at the date of the financial statements, and the reported amounts of increases and decreases in net assets from operations during the reported period. Actual amounts could differ from those estimates.

**Note 3. Investment Advisory Fees, Servicing Fees, and Other Fees and Expenses**

**Investment Manager** — Wintergreen Advisers, LLC (the "Investment Manager") is the investment manager to the Fund. Pursuant to an Investment Advisory Agreement, the Investment Manager receives an investment advisory fee from the Fund at an annual rate of 1.50% of the Fund's average daily net assets.

**Administration and Other Services** — US Bancorp Fund Services, LLC ("USBFS") provides administration, portfolio accounting, and transfer agency services to the Fund. USBFS is paid customary fees for its services, pursuant to agreements between USBFS and the Fund.

**Distribution** — Foreside Fund Services, LLC is the Fund's distributor (the "Distributor"). The Distributor is not affiliated with the Investment Manager, USBFS, or its affiliated companies. Under a Distribution Plan adopted pursuant to Rule 12b-1 under the Act, the Fund reimburses the Distributor for fees paid to various financial institutions, including expenses incurred by the Investment Manager, for distribution and shareholder services rendered to the Fund in an amount up to 0.25% of the average daily net assets of the Investor Class shares.

**Other Service Providers** — Foreside Fund Officer Services, LLC ("FFOS"), an affiliate of the Distributor, provides the Fund with a Principal Executive Officer, Principal Financial Officer, Chief Compliance Officer, Anti-Money Laundering Officer, and Identity Theft Prevention Officer, as well as additional compliance support functions. The Principal Executive Officer is a control affiliate and officer of the Distributor. FFOS is paid customary fees for its services pursuant to an agreement between FFOS and the Fund regarding such services.

---

**WINTERGREEN FUND, INC.**

## NOTES TO FINANCIAL STATEMENTS

JUNE 30, 2016 (Unaudited)

---

As of June 30, 2016, J.P. Morgan Chase Bank, N.A. provides custodial services for the Fund and is paid customary fees for its services.

**Fund Officers and Directors** — Certain officers of the Fund may also be directors, officers, or employees of the Investment Manager, USBFS, the Distributor, or FFOS, and during their terms of office, receive no compensation from the Fund other than the aforementioned customary fees. Neither USBFS, the Distributor, FFOS, nor any of their officers or employees who serve as an officer of the Fund, has a role in determining the Fund's investment policies or which securities are to be purchased or sold by the Fund.

The Fund pays each current independent Board member \$40,000 per year. In addition, Board members are reimbursed by the Fund for expenses incurred in connection with attending Board meetings and educational seminars.

**Note 4. Waiver of Fees**

The Adviser has voluntarily agreed to waive a portion of its advisory fee and/or reimburse certain operating expenses of the Fund so that total operating expenses do not exceed, on an annual basis, 1.95% for the Investor Class and 1.70% for the Institutional Class. The Adviser may discontinue the voluntary waiver/reimbursement at any time. For the six months ended June 30, 2016, the Adviser reimbursed \$111,208. The Adviser does not intend to seek reimbursement for these waivers/reimbursements.

**Note 5. Security Transactions**

The cost of purchases and the proceeds from sales of investment securities (including maturities), other than short-term investments and U.S. government obligations were \$22,744,814 and \$134,233,579, respectively, for the period ended June 30, 2016.

**Note 6. Affiliated Issuers**

Under section 2(a)(3) of the Act, an investment company is defined as being an affiliated person of a company if it owns five percent or more of a company's outstanding voting stock.

Investments in affiliated companies for the Fund as of June 30, 2016, are shown below:

Name of issuer	Number of shares held at December 31, 2015	Gross additions	Gross reductions	Number of shares held at June 30, 2016	Fair value at June 30, 2016	Investment income	Realized capital gain/ (loss)
Consolidated — Tomoka Land Co.	1,232,334	—	—	1,232,334	\$58,498,895	\$49,293	\$—

---

**WINTERGREEN FUND, INC.**

## NOTES TO FINANCIAL STATEMENTS

JUNE 30, 2016 (Unaudited)

---

**Note 7. Disclosures about Investment Risks and Hedging Activities**

The value of securities held by the Fund may decline in response to certain events, including those directly involving the companies whose securities are owned by the Fund; conditions affecting the general economy; overall market changes; local, regional or global political, social or economic stability; and currency and interest rate and price fluctuations.

The Fund's investments in derivatives may increase, decrease or change the level or types of exposure to certain risk factors. The primary risks the Fund may attempt to manage through investing in derivative instruments include, but are not limited to, foreign investments and currency, price volatility, and credit (including counterparty) risks.

**Market, Counterparty, and Credit Risks** — Market risk is the potential for changes in the fair value due to market changes, including interest and foreign exchange rate movements, and fluctuations in security prices. Credit risk involves the possibility that a loss may occur due to the failure of a counterparty to perform according to the terms of a contract. Credit risk is limited to amounts recorded by the Fund as assets in the form of unrealized gains on forward currency contracts and the market values of OTC options. The Investment Manager is responsible for determining the value of the underlying collateral relating to a derivative instrument. In the normal course of business, the Fund invests in securities and enters into transactions where risks exist due to fluctuations in the market (market risk) or failure of the other party to a transaction to perform (credit risk). The Fund may be exposed to counterparty risk, or the risk that an entity with which the Fund has unsettled or open transactions may default. Financial assets, which potentially expose the Fund to credit and counterparty risks, consist principally of investments and forward currency contracts and cash due from counterparties. The extent of the Fund's exposure to credit and counterparty risks in respect to these financial assets approximates their value as recorded in the Fund's Statement of Assets and Liabilities.

**Note 8. Derivative Financial Instruments**

**Forward Currency Contracts** — A forward currency contract is a commitment to buy or sell a specific amount of a foreign currency at a negotiated price on a specified future date. Forward currency contracts can help manage the risk of changes in currency exchange rates. These contracts are marked-to-market at the applicable translation rates. The Fund incurs foreign exchange expenses in converting assets from one currency to another. Forward currency contracts involve a risk of loss if the Investment Manager is inaccurate in predicting currency movements. The projection of short-term currency market movements is extremely difficult and the successful execution of a short-term hedging strategy is highly uncertain. The precise matching of forward currency contract amounts and the value of the securities involved are generally not possible. Accordingly, it may be necessary for the Fund to purchase additional foreign currency if the fair value of the security is less than the amount of the foreign currency the Fund is obligated to deliver under the forward currency contract and the decision is made to sell the security and make delivery of the foreign currency. The use of forward currency contracts as a hedging technique does not eliminate fluctuations in the prices of the underlying securities the Fund owns or intends to acquire, but it does fix a rate of exchange in advance. Although forward currency contracts can reduce the risk of loss due to a decline in the value of the hedged currencies, they also limit any potential gain that might result from an increase in the value of the

---

**WINTERGREEN FUND, INC.**

## NOTES TO FINANCIAL STATEMENTS

JUNE 30, 2016 (Unaudited)

---

currencies. These instruments involve market risk, credit risk, or both kinds of risks, in excess of the amount recognized in the Fund's Statement of Assets and Liabilities.

**Option Transactions** — An option is a contract between two parties for the purchase and sale of a financial instrument for a specified price (known as the "strike price" or "exercise price"). An option grants a right (not an obligation) to buy or sell a financial instrument and is exercisable by the holder during a specified time period or at expiry. Generally, a seller of an option can grant a buyer two kinds of rights: a "call" (the right to buy the security) or a "put" (the right to sell the security). Options have various types of underlying instruments, including specific securities, indices of securities prices, foreign currencies, interest rates and futures contracts. Options may be traded on an exchange (exchange-traded-options) or may be customized agreements between the parties ("OTC options"). A financial intermediary, known as a clearing corporation, financially backs exchange-traded options. However, as OTC options have no such intermediary and are subject to the risk that the counterparty will not fulfill its obligations under the contract, losses would be limited to the market value of options.

When a fund purchases a put option, it buys the right to sell the instrument underlying the option at a fixed strike price. In return for this right, a fund pays the current market price for the option (known as the "option premium"). A fund would ordinarily realize a gain if, during the option period, the value of the underlying securities decreased below the exercise price sufficiently to cover the premium and transaction costs. However, if the price of the underlying instrument does not fall enough to offset the cost of purchasing the option, a put buyer would lose the premium and related transaction costs.

Call options are similar to put options, except that when a call option is purchased by a fund, the fund obtains the right to purchase, rather than sell, the underlying instrument at the option's strike price. A fund would ordinarily realize a gain if, during the option period, the value of the underlying instrument exceeded the exercise price plus the premium paid and related transaction costs. If an option purchased by a fund expires unexercised, the Fund realizes a capital loss equal to the premium paid.

When a fund writes (or sells) a call option it assumes, in return for a premium, an obligation to sell specified securities to the holder of the option at a specified price if the option is exercised at any time on or before the expiration date. Similarly, when a fund writes (or sells) a put option it assumes, in return for a premium, an obligation to purchase specified securities from the option holder at a specified price if the option is exercised at any time on or before the expiration date. A fund may terminate its position in an exchange-traded put option before exercise by buying an option identical to the one it has written. Similarly, it may cancel an OTC option by entering into an offsetting transaction with the counter-party to the option. If an option written by a fund expires unexercised, the fund realizes a capital gain equal to the premium received at the time the option was written.

Options on securities indices are similar to options on securities, except that the exercise of securities index options requires cash settlement payments and does not involve the actual purchase or sale of securities. In addition, securities index options are designed to reflect price fluctuations in a group of securities or segment of the securities market rather than price fluctuations in a single security.

## WINTERGREEN FUND, INC.

### NOTES TO FINANCIAL STATEMENTS

JUNE 30, 2016 (Unaudited)

**Derivative and Hedging Activities** — The Fund has adopted authoritative standards regarding disclosure about derivatives and hedging activities and how they affect the Fund’s Statement of Assets and Liabilities and Statement of Operations. The Fund did not purchase option contracts during the period and the Fund’s Statement of Investments lists the positions held at period end. The Fund had a monthly average of 17 forward currency contracts open during the period. The Forward Currency Contracts table at the end of the Statement of Investments lists the contracts outstanding as of June 30, 2016.

The following is a summary of the location of fair value amounts of derivative investments on the Fund’s Statement of Assets and Liabilities as of June 30, 2016:

Derivatives Not Accounted For as Hedging Instruments Under ASC 815	Asset Derivatives		Liability Derivatives	
	Statement of Assets and Liabilities Location	Fair Value	Statement of Assets and Liabilities Location	Fair Value
<b>Equity Risk Exposure:</b>				
Purchased OTC Call Options	Investments in securities, at fair value	\$6,203,166	Investments in securities, at fair value	\$ —
<b>Foreign Exchange Risk Exposure:</b>				
Forward Currency Contracts	Unrealized gain on forward currency contracts	\$3,431,052	Unrealized loss on forward currency contracts	\$1,033,186

The following is a summary of the location of realized gains and losses and change in unrealized appreciation and depreciation of derivative instruments on the Fund’s Statement of Operations for the period ended June 30, 2016:

Derivatives Not Accounted For as Hedging Instruments Under ASC 815	Location Of Gain/(Loss) On Derivatives	Net Realized Gain	Net Increase (Decrease) In Unrealized Appreciation/Depreciation
<b>Equity Risk Exposure:</b>			
Purchased OTC Call Options	Net increase (decrease) in unrealized appreciation/depreciation on: unaffiliated investments	\$ —	\$ 401,762
<b>Foreign Exchange Risk Exposure:</b>			
Forward Currency Contracts	Net realized and unrealized gain/(loss) on foreign currency transactions and forward currency contracts	\$5,260,409	\$(3,229,067)

#### Note 9. Offsetting Assets and Liabilities

The Fund is subject to various Master Netting Arrangements (“MNA’s”), which govern the terms of certain transactions with select counterparties. The MNA’s allow the Fund to close out and net its total exposure to a counterparty in the event of a default with respect to all the transactions governed under a single agreement with a counterparty. The MNA’s also specify collateral posting arrangements at pre-arranged exposure levels. Under the MNA’s, collateral is routinely transferred if the total net exposure to certain transactions (net of existing collateral already in place) governed under the relevant MNA with a counterparty in a given account exceeds a specified threshold depending on the counterparty and the type of MNA.

---

**WINTERGREEN FUND, INC.**

## NOTES TO FINANCIAL STATEMENTS

JUNE 30, 2016 (Unaudited)

---

**OFFSETTING FINANCIAL ASSETS AND DERIVATIVE ASSETS**

Description	Gross amounts of recognized assets	Gross amounts offset in the statement of financial position	Net amounts of assets presented in the statement of financial position	Gross amounts not offset in the statement of financial position			Net amount
				Financial instruments available for offset	Financial instruments collateral received*	Cash collateral received*	
Derivatives	\$9,634,218	—	\$9,634,218	\$(1,033,186)	\$(5,804,059)	—	\$2,796,973

**OFFSETTING FINANCIAL LIABILITIES AND DERIVATIVE LIABILITIES**

Description	Gross amounts of recognized liabilities	Gross amounts offset in the statement of financial position	Net amounts of liabilities presented in the statement of financial position	Gross amounts not offset in the statement of financial position			Net amount
				Financial instruments available for offset	Financial instruments collateral pledged*	Cash collateral pledged*	
Derivatives	\$1,033,186	—	\$1,033,186	\$(1,033,186)	—	—	—

\* In some instances, the actual collateral pledged/received may be more than amount shown.

**Note 10. Federal Tax Information**

	Six Months Ended June 30, 2016	Year Ended December 31, 2015
Distributions paid from:		
Ordinary Income	\$—	\$18,830,338
Long-Term Capital Gain	—	—
Total Distributions Paid	<u>\$—</u>	<u>\$18,830,338</u>

At December 31, 2015, the components of accumulated gains and losses for income tax purposes were as follows:

Unrealized Appreciation	Undistributed Operating Income	Undistributed Long-term Gains	Capital and Other Gains	Total
\$163,343,160	\$5,170,176	\$23,651,471	\$1,152,782	\$193,317,589

At December 31, 2015, the Fund did not have any net capital loss carry forwards for income tax purposes.

At December 31, 2015, the Fund did not defer on a tax basis any post October losses of capital. The Fund may distribute non-capital gain income to shareholders resulting in a potential tax event.

---

**WINTERGREEN FUND, INC.**

## NOTES TO FINANCIAL STATEMENTS

JUNE 30, 2016 (Unaudited)

---

GAAP requires that certain components of net assets relating to permanent differences be reclassified between financial and tax reporting. These reclassifications have no effect on net assets or net asset value per share. For the year ended December 31, 2015, the reclassification for the Fund was:

Accumulated Undistributed Net Investment Income	\$ 30,571,183
Accumulated Net Realized Loss	(30,571,183)

For the year ended December 31, 2015, the Fund utilized \$42,629,454 of capital loss carryforward.

**Note 11. Other Information**

On June 30, 2016, two accounts held approximately 69% of the outstanding shares of the Investor Class and four accounts held approximately 57% of the outstanding shares of the Institutional Class. These are omnibus accounts held on behalf of several thousand underlying shareholders.

**Note 12. Subsequent Events**

In preparing these financial statements, Fund management has evaluated events and transactions for potential recognition or disclosure through the date the financial statements were issued. Fund management has determined that there are no material events that would require disclosure in the Fund's financial statements through this date.



---

**WINTERGREEN FUND, INC.**

## ADDITIONAL INFORMATION

JUNE 30, 2016 (Unaudited)

---

**Proxy Voting Information**

A description of the policies and procedures that the Fund uses to determine how to vote proxies relating to securities held in the Fund's portfolio and the Fund's proxy voting record for the most recent twelve-month period ended June 30, 2016 are available, without charge and upon request, by calling (888) GOTOGREEN (888-468-6473), visiting the Fund's website at [www.wintergreenfund.com](http://www.wintergreenfund.com), or on the SEC's website at [www.sec.gov](http://www.sec.gov).

**Availability of Quarterly Portfolio Schedules**

The Fund files its complete schedule of portfolio holdings with the SEC for the first and third quarters of each fiscal year on Form N-Q ("N-Q"). The Fund's N-Q's are available, without charge and upon request, by calling (888) GOTOGREEN (888-468-6473) and/or on the SEC's website at [www.sec.gov](http://www.sec.gov). Copies of the Fund's N-Q's may be reviewed and copied at the SEC's Public Reference Room in Washington, D.C. Information on the operation of the Public Reference Room may be obtained by calling (800) SEC-0330.

**Shareholder Expenses Example**

As a shareholder of the Fund, you incur two types of costs: (1) transaction costs, including redemption fees, and (2) ongoing costs, including management fees, distribution and/or service (12b-1) fees (if any), and other Fund expenses. This example is intended to help you understand your ongoing costs (in dollars) of investing in the Fund and to compare these costs with the ongoing costs of investing in other mutual funds.

The following example is based on \$1,000 invested at the beginning of the period and held for the entire period from January 1, 2016 through June 30, 2016.

**Actual Expenses** — The first line in the following table below provides information about actual account values and actual expenses. You may use the information in this line, together with the amount you invested, to estimate the expenses that you paid over the period. Simply divide your account value by \$1,000 (for example, an \$8,600 account value divided by \$1,000 = 8.6), then multiply the result by the number in the first line under the heading entitled "Expenses Paid During Period" to estimate the expenses you paid on your account during the period.

**Hypothetical Example for Comparison Purposes** — The second line in the following table below provides information about hypothetical account values and hypothetical expenses based on the Fund's actual expense ratio and an assumed rate of return of 5% per year before expenses, which is not the Fund's actual return. The hypothetical account values and expenses may not be used to estimate the actual ending account balance or expenses you paid for the period. You may use this information to compare the ongoing cost of investing in the Fund and other funds. To do so, compare this 5% hypothetical example with the 5% hypothetical examples that appear in the shareholder reports of other funds.

Please note that expenses shown in the table are meant to highlight your ongoing costs only and do not reflect any transactional costs, such as redemption fees. Therefore, the second line of the table is useful in comparing ongoing costs only, and will not help you determine the relative total costs of owning different funds. In addition, if these transaction costs were included, your costs would have been higher.

---

**WINTERGREEN FUND, INC.**

## ADDITIONAL INFORMATION

JUNE 30, 2016 (Unaudited)

---

	Beginning Account Value January 1, 2016	Ending Account Value June 30, 2016	Expenses Paid During Period*
Investor Class			
Actual Return	\$1,000.00	\$1,022.60	\$9.81
Hypothetical Return (5% return before expenses)	\$1,000.00	\$1,015.17	\$9.77
Institutional Class			
Actual Return	\$1,000.00	\$1,023.90	\$8.55
Hypothetical Return (5% return before expenses)	\$1,000.00	\$1,016.41	\$8.52

\* As expressed below, expenses are equal to the Investor Class annualized expense ratio of 1.95%, and the Institutional Class annualized expense ratio of 1.70%, multiplied by the average account value over the period, multiplied by 182/366 to reflect the half-year period.

$$\text{Expenses} = \text{Fund's Annualized Expense Ratio} \times \text{Average Account Value Over the Period} \times \frac{\text{Number of Days in Most Recent Fiscal Half Year}}{366}$$

**Householding** — In an effort to decrease costs, the Fund will reduce the number of duplicate summary prospectuses, annual, and semi-annual reports you receive by sending only one copy of each to those addresses shared by two or more accounts. Call toll-free (888) GOTOGREEN (888-468-6473) to request individual copies of these documents or if your shares are held through a financial institution please contact them directly. The Fund will begin sending individual copies thirty days after receiving your request. This policy does not apply to account statements.

**Qualified Dividend Income/Dividends Received Deduction** — For the fiscal year ended December 31, 2015, certain dividends paid by the Fund may be subject to a maximum tax rate of 15%, as provided for by the Jobs and Growth Tax Relief Reconciliation Act of 2003. The percentage of dividends declared from ordinary income designated as qualified dividend income was as follows:

Wintergreen Fund 100%

For corporate shareholders, the percent of ordinary income distributions qualifying for the corporate dividends received deduction for the fiscal year ended December 31, 2015 was as follows:

Wintergreen Fund 49%

**Shareholder Tax Information** — As of December 31, 2015, the Fund distributed taxable ordinary income distributions of 0.53% that are designated as interest related dividends under Internal Revenue Section 871(k)(1)(c).

## **Privacy Policy**

*This privacy policy applies to individuals, and we reserve the right to change any or all of the principles, along with related provisions, at any time.*

*You trust us with your financial and other personal information; we in turn are committed to respect your privacy and safeguard that information.*

*By adhering to the practices described below, we affirm our continuing commitment to protecting your privacy.*

### **Collection and Use of Shareholder Information**

*Wintergreen Fund, Inc. and the IRA custodian (“We” or the “Fund”) collect only relevant information about the Fund’s shareholders that the law allows or requires us to have in order to conduct our business and properly service you. We collect financial and other personal information about you from the following sources: information you provide on applications or other forms (for example, your name, address, social security number and birthdate); information derived from your transactions with us (for example, transaction amount, account balance and account number); information you provide to us if you access account information or conduct account transactions online (for example, password, account number, e-mail address, alternate telephone number).*

### **Keeping Information Secure**

*We maintain physical, electronic, and procedural safeguards to protect your financial and other personal information, and we continually assess new technology with the aim of adding new safeguards to those we have in place.*

### **Limiting Access to Information**

*We limit access to personally identifiable information to only those with a business reason to know such information.*

### **Use of Personal and Financial Information by Us and Third Parties**

*We do not sell non-public personal information about current or former customers or their accounts to any third parties, and do not disclose such information to third parties unless necessary to process a transaction, service an account, or as otherwise permitted by law.*

*Those who may receive this information include the companies that provide transfer agent, technology, and administrative services, as well as the investment adviser who is an affiliate of the Fund.*

### **Accuracy of Information**

*We strive to keep our records of your information accurate, and we take immediate steps to correct errors. If there are any inaccuracies in your statements or in any other communications from us, please contact us or contact your investment professional.*

(Not Part of the Semi-Annual Report)

# Wintergreen Fund, Inc.

## FOR MORE INFORMATION

### **Investment Manager**

Wintergreen Advisers, LLC  
333 Route 46 West, Suite 204  
Mountain Lakes, New Jersey 07046

### **Transfer Agent**

U.S. Bancorp Fund Services, LLC  
P.O. Box 701  
Milwaukee, Wisconsin 53201-0701

### **Distributor**

Foreside Fund Services, LLC  
Three Canal Plaza, Suite 100  
Portland, Maine 04101  
[www.foreside.com](http://www.foreside.com)

### **Legal Counsel**

Seward & Kissel LLP  
One Battery Park Plaza  
New York, New York 10004

### **Wintergreen Fund, Inc.**

P.O. Box 701  
Milwaukee, Wisconsin 53201-0701  
(888) GOTOGREEN  
(888-468-6473)  
[www.wintergreenfund.com](http://www.wintergreenfund.com)

This report is submitted for the general information of the shareholders of the Fund. It is not authorized for distribution to prospective investors unless preceded or accompanied by an effective prospectus, which includes information regarding the Fund's risks, objectives, fees and expenses, experience of its management, and other information.



**MIX**  
Paper from  
responsible sources  
**FSC® C101537**